

MOTO2

FIM CEV REPSOL MOTORLAND ARAGÓN

Race 2 ((16 laps, 81,2 km.))

Classification

Rider	Nat	Team	Bike	Tyres	Cl.	Laps	Total Time	Gap	Kph	Best Lap				
										Lap	Time	Kph		
1	57	Edgar PONS	SPA	BAIKO RACING TEAM	KALEX	DUNLOP	16	30:53.000	-	157.8	11	1:55.066	158.8	
2	4	Hector GARZÓ	SPA	CNS MOTORSPORT	TECH3	DUNLOP	16	30:55.820	+2.820	157.6	6	1:55.176	158.7	
3	18	Niki TUULI	FIN	TEAM STYLOBIKE	KALEX	DUNLOP	16	30:58.202	+5.202	157.4	3	1:55.584	158.1	
4	61	Alessandro ZACCONE	ITA	PROMORACING	KALEX	DUNLOP	16	30:58.665	+5.665	157.3	14	1:55.727	157.9	
5	55	Yari MONTELLA	ITA	TEAM CIATTI - SPEED UP	SPEED UP	DUNLOP	16	30:59.395	+6.395	157.3	4	1:55.250	158.6	
6	10	Tommaso MARCON	ITA	TEAM CIATTI - SPEED UP	SPEED UP	DUNLOP	16	31:08.422	+15.422	156.5	16	1:56.257	157.2	
7	77	Miquel PONS	SPA	H43 TEAM NOBBY TALASUR-BLUMAQ	KALEX	DUNLOP	16	31:08.467	+15.467	156.5	4	1:56.142	157.4	
8	11	Matteo FERRARI	ITA	PROMORACING	KALEX	DUNLOP	16	31:09.009	+16.009	156.5	5	1:56.066	157.5	
9	9	Keminth KUBO	THA	VR46 MASTER CAMP TEAM	KALEX	DUNLOP	16	31:18.693	+25.693	155.7	3	1:56.521	156.9	
10	50	Anupab SARMOON	THA	VR46 MASTER CAMP TEAM	KALEX	DUNLOP	16	31:19.671	+26.671	155.6	3	1:56.373	157.1	
11	32	Ramdan ROSLI	MAL	ONEXOX TKKR SAG TEAM	KALEX	DUNLOP	16	31:26.672	+33.672	155.0	3	1:57.159	156.0	
12	7	Adam NORRODIN	MAL	SIC JUNIOR TEAM	KALEX	DUNLOP	16	31:28.149	+35.149	154.9	3	1:56.962	156.3	
13	33	Dani VALLE	SPA	EASYRACE TEAM	KALEX	DUNLOP	16	31:28.801	+35.801	154.8	3	1:56.990	156.2	
14	95	Julian MAYER	AUT	EASYRACE TEAM	KALEX	DUNLOP	16	31:36.233	+43.233	154.2	15	1:57.864	155.1	
15	21	Matthias MEGGLE	GER	DYNAVOLT INTACT SIC JUNIOR TEAM	KALEX	DUNLOP	16	31:36.322	+43.322	154.2	15	1:57.795	155.2	
16	51	Matteo CIPRIETTI	ITA	TEAM STYLOBIKE	KALEX	DUNLOP	16	31:36.650	+43.650	154.2	3	1:57.206	155.9	
17	48	Joan DÍAZ	SPA	DCR RACING TEAM	YAMAHA	DUNLOP	Super	16	31:48.016	+55.016	153.3	12	1:57.997	154.9
18	88	Alessandro ZETTI	ITA	FAU55 EL SEÑOR DE LAS BOLSAS	YAMAHA	DUNLOP	Super	16	32:07.454	+1:14.454	151.7	3	1:59.296	153.2
19	87	Nazirul BIN MUHAMMAD	MAL	ONEXOX TKKR SAG RACING TEAM	KALEX	DUNLOP	16	32:20.241	+1:27.241	150.7	3	1:59.591	152.8	
20	70	Takeshi ISHIZUKA	JPN	EASYRACE TEAM	KALEX	DUNLOP	16	32:28.148	+1:35.148	150.1	12	1:58.236	154.6	
21	12	Peetu PAAVILAINEN	FIN	REDDING - PINAMOTO RS	YAMAHA	DUNLOP	Super	16	32:31.982	+1:38.982	149.8	2	2:00.847	151.2
22	45	Leon ORGIS	GER	REDDING - PINAMOTO RS	YAMAHA	DUNLOP	Super	16	32:48.832	+1:55.832	148.5	11	2:01.705	150.2
23	66	Philippe LE GALLO	FRA	YAMAHA LAGLISSE	YAMAHA	DUNLOP	Super	14	31:04.042	2 Laps	137.3	11	2:06.623	144.3

Not classified:

44	Kevin ORGIS	GER	REDDING - PINAMOTO RS	YAMAHA	DUNLOP	Super	15	30:08.342			5	1:59.568	152.9
27	Daniel KASMAYUDIN	MAL	DYNAVOLT INTACT SIC JUNIOR TEAM	KALEX	DUNLOP		7	13:38.979			3	1:55.752	157.9
74	Piotr BIESIEKIRSKI	POL	EUVIC STYLOBIKE GOOD RACING	KALEX	DUNLOP		7	14:17.901			3	1:58.145	154.7
23	Cédric TANGRE	FRA	YOHANN MOTO SPORT	MISTRAL	DUNLOP		7	14:25.965			6	1:58.739	153.9
3	Sam WILFORD	GBR	IDWE RACING	KALEX	DUNLOP		2	4:08.583			2	2:02.716	148.9

Not started

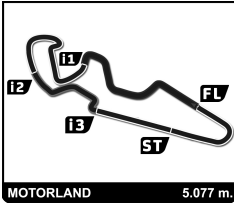
25	Marcel BRENNER	SWI	KIEFER RACING	KTM	DUNLOP								
5	Luca DE VLEESCHAUWER	BEL	NYKOS RACING	HONDA	DUNLOP								

Pole Position		E. PONS		1:53.658	160.8 Kph
Fastest Lap	Lap 11	Edgar PONS		1:55.066	158.8 Kph

Published at:

Track Status: **DRY**

Race Director:	Timekeeper:
-----------------------	--------------------

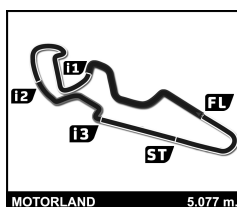


MOTO2 FIM CEV REPSOL MOTORLAND ARAGÓN Race 2

Lap Chart

LAP

Nr	Pos	Grid	1	2	3	4	5	6	7	8	9	10	11	12	13	14	15	16	
57	1	57	57	57	4	4	57	57	57	4	4	4	57	57	57	57	57	57	57
18	2	18	18	4	57	57	4	4	4	57	57	57	4	4	4	4	4	4	4
4	3	4	4	61	61	18	18	18	18	18	18	18	18	18	18	18	55	18	61
55	4	55	61	18	18	61	61	61	61	61	61	61	61	55	55	55	18	61	61
61	5	61	10	55	55	55	55	55	55	55	55	55	55	61	61	61	61	61	55
27	6	27	55	10	10	10	10	77	77	77	77	11	11	11	11	11	10	10	10
10	7	10	27	77	77	77	77	11	11	11	11	10	10	10	10	10	77	77	77
50	8	50	50	50	50	11	11	10	27	10	10	77	77	77	77	77	11	11	11
77	9	77	11	11	11	50	27	27	10	50	50	50	9	9	9	9	9	9	9
11	10	11	77	9	27	27	50	50	50	9	9	9	50	50	50	50	50	50	50
74	11	74	9	27	9	9	9	9	9	7	32	32	32	32	32	32	32	32	32
7	12	7	32	32	32	32	33	33	33	32	7	7	7	7	7	7	7	7	7
9	13	9	7	7	7	33	7	32	32	33	33	33	33	33	33	33	33	33	33
32	14	32	74	33	33	7	32	7	7	21	21	21	95	95	95	95	95	95	95
51	15	51	33	51	51	21	21	21	21	95	95	95	21	21	21	21	21	21	21
33	16	33	51	21	21	95	95	95	95	51	51	51	51	51	51	51	51	51	51
25	17	25	21	95	95	51	51	51	51	48	70	70	70	70	70	70	48	48	48
21	18	21	95	70	70	70	48	48	48	70	48	48	48	48	48	48	88	88	88
23	19	23	70	23	23	23	23	23	70	87	44	44	44	44	44	44	44	44	87
95	20	95	23	87	87	48	70	70	87	44	88	88	88	88	88	88	87	70	70
70	21	70	44	44	48	87	87	87	44	88	87	87	87	87	87	87	70	12	12
48	22	48	87	48	44	44	44	44	88	12	12	12	12	12	12	12	12	12	45
44	23	44	48	88	88	88	88	88	12	45	45	45	45	45	45	45	45	45	45
88	24	88	3	74	74	74	74	74	74	66	66	66	66	66	66	66	66	66	66
5	25	5	88	12	12	12	12	12	12	45									
3	26	3	12	3	45	45	45	45	23										
12	27	12	45	45	66	66	66	66	66										
87	28	87	66	66															
45	29	45																	
66	30	66																	



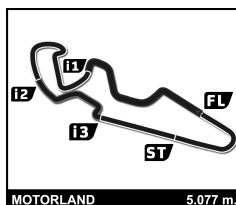
MOTO2

FIM CEV REPSOL MOTORLAND ARAGÓN

Race 2

Best Sector Times

SECTOR 1			SECTOR 2		SECTOR 3		SECTOR 4		Pos	Ideal Lap	Best Lap	
Pos	Rider	Time	Rider	Time	Rider	Time	Rider	Time				
1	18 N.TUULI	32.580	57 E.PONS	32.171	57 E.PONS	21.824	27 D.KASMAYUDIN	28.134	1	57	1:54.872	1:55.066 (1)
2	57 E.PONS	32.619	4 H.GARZÓ	32.190	4 H.GARZÓ	21.871	55 Y.MONTELLA	28.179	2	4	1:55.018	1:55.176 (2)
3	61 A.ZACCONE	32.667	61 A.ZACCONE	32.363	55 Y.MONTELLA	21.906	57 E.PONS	28.258	3	55	1:55.208	1:55.250 (3)
4	55 Y.MONTELLA	32.671	18 N.TUULI	32.426	18 N.TUULI	21.939	4 H.GARZÓ	28.271	4	18	1:55.260	1:55.584 (4)
5	4 H.GARZÓ	32.686	55 Y.MONTELLA	32.452	10 T.MARCON	21.972	18 N.TUULI	28.315	5	61	1:55.353	1:55.727 (5)
6	77 M.PONS	32.785	11 M.FERRARI	32.466	61 A.ZACCONE	21.984	9 K.KUBO	28.323	6	27	1:55.744	1:55.752 (6)
7	10 T.MARCON	32.861	77 M.PONS	32.494	27 D.KASMAYUDIN	22.053	61 A.ZACCONE	28.339	7	77	1:55.773	1:56.142 (8)
8	27 D.KASMAYUDIN	32.969	10 T.MARCON	32.572	11 M.FERRARI	22.073	11 M.FERRARI	28.346	8	11	1:55.857	1:56.066 (7)
9	11 M.FERRARI	32.972	27 D.KASMAYUDIN	32.588	9 K.KUBO	22.112	77 M.PONS	28.352	9	10	1:55.906	1:56.257 (9)
10	50 A.SARMOON	33.025	50 A.SARMOON	32.597	77 M.PONS	22.142	32 R.ROSLI	28.457	10	9	1:56.175	1:56.521 (11)
11	32 R.ROSLI	33.042	9 K.KUBO	32.597	50 A.SARMOON	22.220	50 A.SARMOON	28.458	11	50	1:56.300	1:56.373 (10)
12	9 K.KUBO	33.143	33 D.VALLE	32.711	7 A.NORRODIN	22.342	33 D.VALLE	28.462	12	7	1:56.791	1:56.962 (12)
13	7 A.NORRODIN	33.151	7 A.NORRODIN	32.767	51 M.CIPRIETTI	22.359	10 T.MARCON	28.501	13	32	1:56.802	1:57.159 (14)
14	33 D.VALLE	33.280	51 M.CIPRIETTI	32.790	33 D.VALLE	22.379	21 M.MEGGLE	28.509	14	33	1:56.832	1:56.990 (13)
15	51 M.CIPRIETTI	33.314	32 R.ROSLI	32.792	23 C.TANGRE	22.459	7 A.NORRODIN	28.531	15	51	1:57.042	1:57.206 (15)
16	95 J.MAYER	33.396	21 M.MEGGLE	32.981	32 R.ROSLI	22.511	51 M.CIPRIETTI	28.579	16	21	1:57.497	1:57.795 (16)
17	21 M.MEGGLE	33.419	70 T.ISHIZUKA	32.992	48 J.DÍAZ	22.542	95 J.MAYER	28.584	17	95	1:57.567	1:57.864 (17)
18	48 J.DÍAZ	33.421	95 J.MAYER	33.015	95 J.MAYER	22.572	74 P.BIESIEKIRSKI	28.707	18	48	1:57.773	1:57.997 (18)
19	74 P.BIESIEKIRSKI	33.446	48 J.DÍAZ	33.056	21 M.MEGGLE	22.588	70 T.ISHIZUKA	28.713	19	70	1:57.972	1:58.236 (20)
20	70 T.ISHIZUKA	33.629	23 C.TANGRE	33.125	70 T.ISHIZUKA	22.638	48 J.DÍAZ	28.754	20	74	1:58.082	1:58.145 (19)
21	88 A.ZETTI	33.680	74 P.BIESIEKIRSKI	33.202	88 A.ZETTI	22.673	3 S.WILFORD	28.770	21	23	1:58.563	1:58.739 (21)
22	23 C.TANGRE	33.726	88 A.ZETTI	33.322	74 P.BIESIEKIRSKI	22.727	87 N.BIN MUHAMMAD	28.794	22	88	1:58.769	1:59.296 (22)
23	3 S.WILFORD	33.798	87 N.BIN MUHAMMAD	33.429	44 K.ORGIS	22.798	44 K.ORGIS	28.870	23	44	1:59.116	1:59.568 (23)
24	44 K.ORGIS	33.997	44 K.ORGIS	33.451	87 N.BIN MUHAMMAD	22.878	88 A.ZETTI	29.094	24	87	1:59.192	1:59.591 (24)
25	87 N.BIN MUHAMMAD	34.091	3 S.WILFORD	33.520	12 P.PAAVILAINEN	23.147	23 C.TANGRE	29.253	25	3	1:59.289	2:02.716 (27)
26	12 P.PAAVILAINEN	34.266	12 P.PAAVILAINEN	33.785	3 S.WILFORD	23.201	12 P.PAAVILAINEN	29.268	26	12	2:00.466	2:00.847 (25)
27	45 L.ORGIS	34.560	45 L.ORGIS	34.249	45 L.ORGIS	23.282	45 L.ORGIS	29.572	27	45	2:01.663	2:01.705 (26)
28	66 P.LE GALLO	35.840	66 P.LE GALLO	35.476	66 P.LE GALLO	24.446	66 P.LE GALLO	30.344	28	66	2:06.106	2:06.623 (28)



MOTO2

FIM CEV REPSOL MOTORLAND ARAGÓN

Race 2

Best Top Speeds

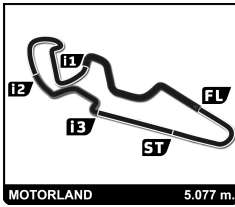
Rider	Team	Top 1 Kph Lap	Top 2 Kph Lap	Top 3 Kph Lap	Top 4 Kph Lap	Top 5 Kph Lap	Avg
32 Ramdan ROSLI	ONEXO TKKR SAG TEAM	277.6	2 272.0	3 272.0	4 272.0	12 271.4	15 273,0
27 Daniel KASMAYUDIN	DYNAVOLT INTACT SIC JUNIOR TEAM	276.2	4 273.4	3 273.4	6 272.7	5 272.0	7 273,5
87 Nazirul BIN MUHAMMAD	ONEXO TKKR SAG RACING TEAM	274.8	4 274.1	1 274.1	3 272.7	10 272.7	5 273,7
11 Matteo FERRARI	PROMORACING	272.7	3 272.7	15 270.0	1 270.0	5 269.3	4 270,9
33 Dani VALLE	EASYRACE TEAM	272.7	12 272.7	11 272.0	14 271.4	10 270.7	4 271,9
50 Anupab SARMOON	VR46 MASTER CAMP TEAM	272.7	4 270.7	12 270.0	11 269.3	1 268.7	2 270,3
18 Niki TUULI	TEAM STYLOBIKE	272.0	3 268.0	15 268.0	4 267.3	2 267.3	5 268,5
57 Edgar PONS	BAIKO RACING TEAM	272.0	4 270.7	10 270.0	9 268.7	12 268.0	15 269,9
77 Miquel PONS	H43 TEAM NOBBY TALASUR-BLUMAQ	272.0	1 271.4	10 270.7	15 270.0	14 270.0	12 270,8
7 Adam NORRODIN	SIC JUNIOR TEAM	271.4	3 270.0	2 270.0	5 269.3	12 269.3	15 270,0
21 Matthias MEGGLE	DYNAVOLT INTACT SIC JUNIOR TEAM	271.4	16 268.7	15 268.7	12 267.3	13 266.7	1 268,6
61 Alessandro ZACCONE	PROMORACING	271.4	16 269.3	10 268.7	1 268.0	4 268.0	15 269,1
9 Keminth KUBO	VR46 MASTER CAMP TEAM	270.7	3 270.0	1 268.7	4 268.7	10 268.0	15 269,2
70 Takeshi ISHIZUKA	EASYRACE TEAM	270.7	9 268.0	5 268.0	4 267.3	1 266.7	3 268,1
4 Hector GARZÓ	CNS MOTORSPORT	270.0	6 270.0	3 269.3	2 269.3	5 269.3	7 269,6
55 Yari MONTELLA	TEAM CIATTI - SPEED UP	270.0	10 269.3	5 269.3	7 268.7	16 268.7	14 269,2
3 Sam WILFORD	IDWE RACING	269.3	2 264.7	1			267,0
74 Piotr BIESIEKIRSKI	EUVIC STYLOBIKE GOOD RACING	269.3	3 266.0	4 265.4	5 264.7	2 264.7	6 266,0
51 Matteo CIPRIETTI	TEAM STYLOBIKE	268.7	15 268.0	16 268.0	14 267.3	13 267.3	12 267,9
95 Julian MAYER	EASYRACE TEAM	266.7	11 266.7	10 266.0	15 266.0	4 265.4	14 266,2
10 Tommaso MARCON	TEAM CIATTI - SPEED UP	266.0	7 264.1	6 263.4	8 262.8	9 262.8	14 263,8
48 Joan DÍAZ	DCR RACING TEAM	Superstock 6i	2 262.1	3 262.1	12 261.5	4 259.6	1 261,9
44 Kevin ORGIS	REDDING - PINAMOTO RS	Superstock 6i	262.8	11 261.5	1 261.5	3 259.0	2 259,0
88 Alessandro ZETTI	FAU55 EL SEÑOR DE LAS BOLSAS	Superstock 6i	261.5	4 259.6	12 259.6	3 259.0	2 259,0
12 Peetu PAAVILAINEN	REDDING - PINAMOTO RS	Superstock 6i	255.9	2 255.3	11 255.3	15 254.7	5 254,7
23 Cédric TANGRE	YOHANN MOTO SPORT	255.9	1 255.9	3 255.9	5 255.3	2 254.7	4 255,5
45 Leon ORGIS	REDDING - PINAMOTO RS	Superstock 6i	253.5	2 253.5	3 253.5	10 253.5	14 252,9
66 Philippe LE GALLO	YAMAHA LAGLISSE	Superstock 6i	253.5	13 252.3	11 252.3	12 252.3	3 251,7
5 Luca DE VLEESCHAUWER	NYKOS RACING						
25 Marcel BRENNER	KIEFER RACING						



13-14 July

MOTORLAND ARAGÓN

FIM CEV REPSOL 2019



MOTO2

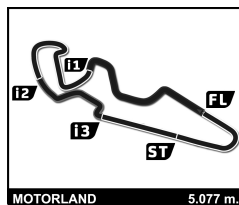
FIM CEV REPSOL MOTORLAND ARAGÓN

Race 2

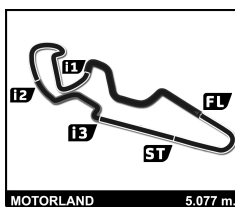
Leader Sequence

Nr	Rider	Team	Bike	Start	End Lap	Laps	Total Laps
57	Edgar PONS	BAIKO RACING TEAM	KALEX	1	2	2	2
4	Hector GARZÓ	CNS MOTORSPORT	TECH3	3	4	2	2
57	Edgar PONS	BAIKO RACING TEAM	KALEX	5	7	3	5
4	Hector GARZÓ	CNS MOTORSPORT	TECH3	8	10	3	5
57	Edgar PONS	BAIKO RACING TEAM	KALEX	11	16	6	11
Superstock 600							
44	Kevin ORGIS	REDDING - PINAMOTO RS	YAMAHA	1	2	2	2
48	Joan DÍAZ	DCR RACING TEAM	YAMAHA	3	16	14	14



**MOTO2****FIM CEV REPSOL MOTORLAND ARAGÓN****Race 2****Fastest Lap Sequence**

Practice Time	Rider	Team	Bike	Class	Time	Kph	Lap
3:53.212	57 Edgar PONS	BAIKO RACING TEAM	KALEX		1:55.436	158.3	2
3:53.366	4 Hector GARZÓ	CNS MOTORSPORT	TECH3		1:55.289	158.5	2
5:48.638	4 Hector GARZÓ	CNS MOTORSPORT	TECH3		1:55.272	158.6	3
7:46.463	55 Yari MONTELLA	TEAM CIATTI - SPEED UP	SPEED UP		1:55.250	158.6	4
11:34.937	57 Edgar PONS	BAIKO RACING TEAM	KALEX		1:55.209	158.6	6
11:35.056	4 Hector GARZÓ	CNS MOTORSPORT	TECH3		1:55.176	158.7	6
21:14.113	57 Edgar PONS	BAIKO RACING TEAM	KALEX		1:55.066	158.8	11



MOTO2

FIM CEV REPSOL MOTORLAND ARAGÓN

Race 2

Analysis

■ Personal Best ■ Session Best B Crossing the finish line in pit lane

Lap	Time	Sector 1	Sector 2	Sector 3	Sector 4	Elapsed	Lap	Time	Sector 1	Sector 2	Sector 3	Sector 4	Elapsed
4	2:00.168	33.722	33.812	23.088	29.546	8:05.329							
5	1:59.688	34.052	33.562	22.742	29.332	10:05.017							
6	1:59.854	33.921	33.611	22.981	29.341	12:04.871							
7	2:00.520	34.190	33.813	23.111	29.406	14:05.391							
8	2:00.669	34.112	34.062	23.222	29.273	16:06.060							
9	2:00.769	34.541	33.695	23.301	29.232	18:06.829							
10	1:59.689	34.121	33.481	22.800	29.287	20:06.518							
11	1:59.758	33.992	33.509	22.722	29.535	22:06.276							
12	2:00.445	34.275	33.898	22.917	29.355	24:06.721							
13	2:00.814	34.335	33.795	23.255	29.429	26:07.535							
14	2:00.766	34.601	33.946	23.110	29.109	28:08.301							
15	1:59.844	34.073	33.622	22.807	29.342	30:08.145							
16	1:59.309	33.961	33.322	22.673	29.353	32:07.454							

95	Julian MAYER	AUT
	EASYRACE TEAM	KALEX

1	2:03.942	37.763	33.836	23.443	28.900	2:03.942
2	1:59.075	33.738	33.319	23.024	28.994	4:03.017
3	1:58.220	33.542	33.260	22.648	28.770	6:01.237
4	1:58.058	33.701	33.096	22.587	28.674	7:59.295
5	1:58.176	33.627	33.106	22.704	28.739	9:57.471
6	1:58.073	33.506	33.064	22.697	28.806	11:55.544
7	1:58.058	33.527	33.123	22.741	28.667	13:53.602
8	1:58.133	33.717	33.099	22.606	28.711	15:51.735
9	1:57.969	33.406	33.015	22.603	28.945	17:49.704
10	1:58.093	33.434	33.193	22.572	28.894	19:47.797
11	1:58.306	33.585	33.151	22.789	28.781	21:46.103
12	1:57.976	33.522	33.067	22.576	28.811	23:44.079
13	1:57.954	33.432	33.144	22.648	28.730	25:42.033
14	1:57.868	33.504	33.169	22.611	28.584	27:39.901
15	1:57.864	33.396	33.184	22.587	28.697	29:37.765
16	1:58.468	33.720	33.193	22.816	28.739	31:36.233