

MOTO 2

FIM CEV REPSOL CIRCUITO DO ESTORIL 2019

Race 2 ((18 laps, 75,3 km.))

Provisional Classification

Rider	Nat	Team	Bike	Tyres	Cl.	Laps	Total Time	Gap	Kph	Best Lap				
										Lap	Time Kph			
1	61	ALESSANDRO ZACCONE	ITA	PROMORACING	KALEX	DUNLOP	18	31:19.453	-	144.2	10	1:42.760	146.5	
2	18	NIKI RIKHARD TUULI	FIN	TEAM STYLOBIKE	KALEX	DUNLOP	18	31:20.765	+1.312	144.1	14	1:42.284	147.2	
3	57	EDGAR PONS RAMON	SPA	BAIKO RACING TEAM	KALEX	DUNLOP	18	31:20.805	+1.352	144.1	18	1:42.115	147.4	
4	4	HECTOR GARZO VICENT	SPA	CNS MOTORSPORT	TECH3	DUNLOP	18	31:21.434	+1.981	144.0	8	1:42.734	146.5	
5	55	YARI MONTELLA	ITA	TEAM CIATTI	SPEED UP	DUNLOP	18	31:34.624	+15.171	143.0	8	1:43.594	145.3	
6	10	TOMMASO MARCON	ITA	TEAM CIATTI	SPEED UP	DUNLOP	18	31:48.465	+29.012	142.0	18	1:43.804	145.0	
7	32	RAMDAN ROSLI	MAL	ONEXOX TKKR SAG TEAM	KALEX	DUNLOP	18	31:48.792	+29.339	142.0	10	1:44.138	144.6	
8	35	BENIGNO RENE SOLIS	USA	BAIKO RACING TEAM	KALEX	DUNLOP	18	31:48.963	+29.510	142.0	12	1:44.234	144.4	
9	27	KASMA DANIEL BIN KASMAYUDIN	MAL	DYNAVOLT INTACT SIC JUNIOR TEAM	KALEX	DUNLOP	18	31:49.596	+30.143	141.9	12	1:44.293	144.4	
10	31	GERRY SALIM	INA	ASTRA HONDA RACING TEAM	KALEX	DUNLOP	18	31:50.111	+30.658	141.9	12	1:44.361	144.3	
11	11	MATTHEO FERRARI	ITA	GRESINI LAGLISSE ACADEMY	KALEX	DUNLOP	18	31:59.172	+39.719	141.2	18	1:44.234	144.4	
12	21	MATTHIAS MEGGLE	GER	DYNAVOLT INTACT SIC JUNIOR TEAM	KALEX	DUNLOP	18	31:59.289	+39.836	141.2	18	1:44.364	144.3	
13	50	ANUPAB SARMOON	THA	VR46 MASTER CAMP TEAM	KALEX	DUNLOP	18	32:07.054	+47.601	140.6	12	1:45.179	143.1	
14	25	MARCEL BRENNER	SWI	KIEFER RACING	KTM	DUNLOP	18	32:17.964	+58.511	139.8	17	1:45.134	143.2	
15	7	ADAM NORRODIN	MAL	SIC JUNIOR TEAM	KALEX	DUNLOP	18	32:19.383	+59.930	139.7	18	1:45.298	143.0	
16	3	SAM WILFORD	GBR	IDWE RACING	KALEX	DUNLOP	18	32:20.907	+1:01.454	139.6	18	1:45.770	142.3	
17	16	ALEX RUIZ CARRANZA	SPA	FUNDACION ANDREAS PEREZ 77	KTM	DUNLOP	18	32:22.111	+1:02.658	139.5	18	1:45.116	143.2	
18	23	CEDRIC TANGRE	FRA	YOHANN MOTO SPORT	MISTRAL	DUNLOP	18	32:24.000	+1:04.547	139.4	15	1:45.516	142.7	
19	9	KEMINTH KUBO	THA	VR46 MASTER CAMP TEAM	KALEX	DUNLOP	18	32:40.571	+1:21.118	138.2	11	1:46.984	140.7	
20	33	DANI VALLE MUNOZ	SPA	EASYRACE TEAM	KALEX	DUNLOP	18	32:53.414	+1:33.961	137.3	15	1:47.109	140.6	
21	24	CHANDLER COOPER	AUS	PROMORACING	KALEX	DUNLOP	18	32:57.199	+1:37.746	137.1	14	1:48.488	138.8	
22	95	MAYER JULIAN	AUT	NYKOS RACING	NYKOS	DUNLOP	17	31:22.245	1 Lap	136.0	12	1:48.670	138.5	
23	88	ALESSANDRO ZETTI	ITA	FAU55 EL SENOR DE LAS BOLSAS	YAMAHA	DUNLOP	STCK	17	31:27.343	1 Lap	135.6	15	1:48.014	139.4
24	51	MATTEO CIPRIETTI	ITA	TEAM STYLOBIKE	KALEX	DUNLOP	17	31:27.507	1 Lap	135.6	15	1:48.036	139.4	
25	12	PEETU PAAVILAINEN	FIN	REDDING - PINAMOTO RS	YAMAHA	DUNLOP	STCK	17	31:32.712	1 Lap	135.2	14	1:48.893	138.3
26	48	JOAN DIAZ CORBELLA	SPA	DCR RACING TEAM	YAMAHA	DUNLOP	STCK	17	31:40.633	1 Lap	134.7	12	1:49.061	138.0
27	44	KEVIN ORGIS	GER	REDDING - PINAMOTO RS	YAMAHA	DUNLOP	STCK	17	31:52.710	1 Lap	133.8	10	1:49.104	138.0
28	70	TAKESHI ISHIZUKA	JPN	EASYRACE TEAM	KALEX	DUNLOP	17	32:15.726	1 Lap	132.2	17	1:50.148	136.7	
29	29	LYVANN LUCHEL	FRA	EASYRACE TEAM	YAMAHA	DUNLOP	STCK	17	32:44.076	1 Lap	130.3	14	1:52.560	133.8

Retired

45	LEON ORGIS	GER	REDDING - PINAMOTO RS	YAMAHA	DUNLOP	STCK	11	20:36.901		8	1:49.586	137.4
77	MIQUEL PONS PAYERAS	SPA	H43 TEAM NOBBY TALASUR-BLUMAQ	KALEX	DUNLOP		5	9:32.525		4	1:46.228	141.7

Pole Position

PONS RAMON, EDGAR

1:54.440

Fastest Lap

Lap 18

EDGAR PONS RAMON

1:42.115

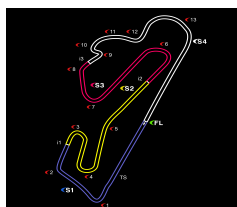
147.4 Kph

Published at:

Track Status: **DRY**

Race Director:	Timekeeper:
----------------	-------------





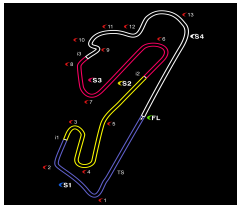
MOTO 2

FIM CEV REPSOL CIRCUITO DO ESTORIL 2019

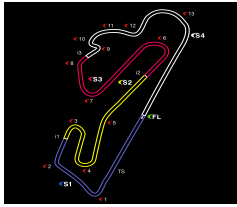
Race 2

Best Sector Times

SECTOR 1			SECTOR 2		SECTOR 3		SECTOR 4		Pos	Ideal Lap	Best Lap
Pos	Rider	Time	Rider	Time	Rider	Time	Rider	Time			
1	18 N.TUULI	20.923	18 N.TUULI	24.829	57 E.PONS RAMON	23.935	57 E.PONS RAMON	32.172	1	57	1:41.910 1:42.115 (1)
2	57 E.PONS RAMON	20.952	57 E.PONS RAMON	24.851	18 N.TUULI	23.991	18 N.TUULI	32.281	2	18	1:42.024 1:42.284 (2)
3	4 H.GARZO VICENT	21.006	4 H.GARZO VICENT	24.923	4 H.GARZO VICENT	24.010	4 H.GARZO VICENT	32.307	3	4	1:42.246 1:42.734 (3)
4	61 A.ZACCONI	21.104	61 A.ZACCONI	24.940	61 A.ZACCONI	24.013	61 A.ZACCONI	32.371	4	61	1:42.428 1:42.760 (4)
5	55 Y.MONTELLA	21.135	10 T.MARCON	25.082	10 T.MARCON	24.205	35 B.SOLIS	32.674	5	10	1:43.372 1:43.804 (6)
6	11 M.FERRARI	21.205	27 K.KASMAYUDIN	25.271	55 Y.MONTELLA	24.273	32 R.ROSLI	32.694	6	55	1:43.435 1:43.594 (5)
7	35 B.SOLIS	21.290	55 Y.MONTELLA	25.276	35 B.SOLIS	24.328	10 T.MARCON	32.741	7	35	1:43.783 1:44.234 (9)
8	32 R.ROSLI	21.301	31 G.SALIM	25.289	11 M.FERRARI	24.442	55 Y.MONTELLA	32.751	8	27	1:43.832 1:44.293 (10)
9	21 M.MEGGLE	21.304	21 M.MEGGLE	25.323	27 K.KASMAYUDIN	24.447	27 K.KASMAYUDIN	32.755	9	32	1:43.836 1:44.138 (7)
10	10 T.MARCON	21.344	32 R.ROSLI	25.358	32 R.ROSLI	24.483	31 G.SALIM	32.806	10	11	1:44.048 1:44.234 (8)
11	27 K.KASMAYUDIN	21.359	50 A.SARMOON	25.417	21 M.MEGGLE	24.519	11 M.FERRARI	32.949	11	31	1:44.062 1:44.361 (11)
12	31 G.SALIM	21.371	11 M.FERRARI	25.452	31 G.SALIM	24.596	21 M.MEGGLE	32.970	12	21	1:44.116 1:44.364 (12)
13	7 A.NORRODIN	21.397	35 B.SOLIS	25.491	25 M.BRENNER	24.739	16 A.RUIZ CARRANZA	33.013	13	25	1:44.893 1:45.134 (14)
14	25 M.BRENNER	21.399	7 A.NORRODIN	25.555	23 C.TANGRE	24.757	50 A.SARMOON	33.098	14	50	1:44.940 1:45.179 (15)
15	23 C.TANGRE	21.505	3 S.WILFORD	25.575	16 A.RUIZ CARRANZA	24.805	25 M.BRENNER	33.147	15	16	1:45.085 1:45.116 (13)
16	50 A.SARMOON	21.557	25 M.BRENNER	25.608	77 M.PONS PAYERAS	24.861	7 A.NORRODIN	33.202	16	7	1:45.148 1:45.298 (16)
17	16 A.RUIZ CARRANZA	21.590	16 A.RUIZ CARRANZA	25.677	50 A.SARMOON	24.868	23 C.TANGRE	33.372	17	23	1:45.410 1:45.516 (17)
18	3 S.WILFORD	21.624	77 M.PONS PAYERAS	25.748	3 S.WILFORD	24.905	77 M.PONS PAYERAS	33.560	18	3	1:45.768 1:45.770 (18)
19	9 K.KUBO	21.770	23 C.TANGRE	25.776	7 A.NORRODIN	24.994	3 S.WILFORD	33.664	19	77	1:46.129 1:46.228 (19)
20	33 D.VALLE MUNOZ	21.771	9 K.KUBO	25.822	9 K.KUBO	25.123	9 K.KUBO	33.788	20	9	1:46.503 1:46.984 (20)
21	51 M.CIPRIETTI	21.939	33 D.VALLE MUNOZ	26.098	33 D.VALLE MUNOZ	25.234	33 D.VALLE MUNOZ	33.890	21	33	1:46.993 1:47.109 (21)
22	77 M.PONS PAYERAS	21.960	51 M.CIPRIETTI	26.141	51 M.CIPRIETTI	25.425	24 C.COOPER	33.924	22	51	1:47.682 1:48.036 (23)
23	24 C.COOPER	22.147	88 A.ZETTI	26.160	88 A.ZETTI	25.462	44 K.ORGIS	34.073	23	24	1:47.964 1:48.488 (24)
24	88 A.ZETTI	22.268	24 C.COOPER	26.216	48 J.DIAZ CORBELLA	25.504	12 P.PAAVILAINEN	34.096	24	88	1:47.990 1:48.014 (22)
25	12 P.PAAVILAINEN	22.275	95 M.JULIAN	26.295	12 P.PAAVILAINEN	25.531	88 A.ZETTI	34.100	25	12	1:48.259 1:48.893 (26)
26	95 M.JULIAN	22.360	48 J.DIAZ CORBELLA	26.297	95 M.JULIAN	25.555	51 M.CIPRIETTI	34.177	26	95	1:48.416 1:48.670 (25)
27	44 K.ORGIS	22.488	12 P.PAAVILAINEN	26.357	44 K.ORGIS	25.619	95 M.JULIAN	34.206	27	44	1:48.828 1:49.061 (27)
28	48 J.DIAZ CORBELLA	22.528	44 K.ORGIS	26.692	24 C.COOPER	25.677	45 L.ORGIS	34.274	28	44	1:48.872 1:49.104 (28)
29	45 L.ORGIS	22.669	45 L.ORGIS	26.742	45 L.ORGIS	25.768	70 T.ISHIZUKA	34.337	29	45	1:49.453 1:49.586 (29)
30	70 T.ISHIZUKA	22.692	70 T.ISHIZUKA	26.749	70 T.ISHIZUKA	26.163	48 J.DIAZ CORBELLA	34.499	30	70	1:49.941 1:50.148 (30)
31	29 L.LUCHEL	23.024	29 L.LUCHEL	27.119	29 L.LUCHEL	26.688	29 L.LUCHEL	35.720	31	29	1:52.551 1:52.560 (31)

**MOTO 2****FIM CEV REPSOL CIRCUITO DO ESTORIL 2019****After Race 2****Event maximum speed**

Rider	Team	Bike	Class	T. Speed	Lap	Session
84 AZLAN SHAH	ONEXO TKKR SAG TEAM	KALEX		270.7	10	TESTE 2
27 KASMA DANIEL BIN KASMAYUDIN	DYNAVOLT INTACT SIC JUNIOR TEAM	KALEX		261.0	4	TESTE 1
61 ALESSANDRO ZACCONE	PROMORACING	KALEX		258.0	18	Race 2
57 EDGAR PONS RAMON	BAIKO RACING TEAM	KALEX		257.4	14	Race 2
11 MATTEO FERRARI	GRESINI LAGLISSE ACADEMY	KALEX		256.8	17	Race 2
18 NIKI RIKHARD TUULI	TEAM STYLOBIKE	KALEX		256.2	13	Race 2
4 HECTOR GARZO VICENT	CNS MOTORSPORT	TECH3		256.2	11	TESTE 2
25 MARCEL BRENNER	KIEFER RACING	KTM		255.0	14	Race 2
32 RAMDAN ROSLI	ONEXO TKKR SAG TEAM	KALEX		255.0	15	TESTE 1
35 BENIGNO RENE SOLIS	BAIKO RACING TEAM	KALEX		254.4	17	Race 2
3 SAM WILFORD	IDWE RACING	KALEX		253.8	15	TESTE 2
7 ADAM NORRODIN	SIC JUNIOR TEAM	KALEX		253.2	16	Race 2
10 TOMMASO MARCON	TEAM CIATTI	SPEED UP		252.1	14	Race 2
55 YARI MONTELLA	TEAM CIATTI	SPEED UP		252.1	14	Race 2
9 KEMINTH KUBO	VR46 MASTER CAMP TEAM	KALEX		249.2	12	Race 2
21 MATTHIAS MEGGLE	DYNAVOLT INTACT SIC JUNIOR TEAM	KALEX		248.1	16	Race 2
16 ALEX RUIZ CARRANZA	FUNDACION ANDREAS PEREZ 77	KTM		247.6	15	TESTE 2
33 DANI VALLE MUNOZ	EASYRACE TEAM	KALEX		247.6	15	Race 2
23 CEDRIC TANGRE	YOHANN MOTO SPORT	MISTRAL		246.4	15	Race 2
31 GERRY SALIM	ASTRA HONDA RACING TEAM	KALEX		245.3	15	Race 2
50 ANUPAB SARMOON	VR46 MASTER CAMP TEAM	KALEX		244.3	15	Race 2
51 MATTEO CIPRIETTI	TEAM STYLOBIKE	KALEX		240.0	11	Race 2
48 JOAN DIAZ CORBELLA	DCR RACING TEAM	YAMAHA	STCK 60	237.9	11	Race 2
77 MIQUEL PONS PAYERAS	H43 TEAM NOBBY TALASUR-BLUMAQ	KALEX		236.4	19	Qualifying practice 2
29 LYVANN LUCHEL	EASYRACE TEAM	YAMAHA	STCK 60	235.9	10	Race 2
24 CHANDLER COOPER	PROMORACING	KALEX		234.4	11	Race 2
95 MAYER JULIAN	NYKOS RACING	NYKOS		232.4	11	Race 2
44 KEVIN ORGIS	REDDING - PINAMOTO RS	YAMAHA	STCK 60	231.4	12	Race 2
12 PEETU PAAVILAINEN	REDDING - PINAMOTO RS	YAMAHA	STCK 60	230.0	11	Race 2
88 ALESSANDRO ZETTI	FAU55 EL SENOR DE LAS BOLSAS	YAMAHA	STCK 60	229.0	15	Race 2
45 LEON ORGIS	REDDING - PINAMOTO RS	YAMAHA	STCK 60	221.6	8	Race 2
70 TAKESHI ISHIZUKA	EASYRACE TEAM	KALEX		219.9	15	Race 2
66 PHILIPPE LE GALLO	YAMAHA LAGLISSE	YAMAHA	STCK 60	188.6	2	Qualifying practice 1



MOTO 2

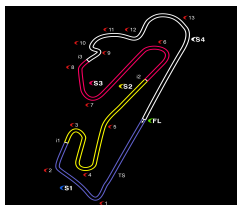
FIM CEV REPSOL CIRCUITO DO ESTORIL 2019

Race 2

Fastest Lap Sequence

Practice Time	Rider	Team	Bike	Class	Time	Kph	Lap
3:39.238	18 NIKI RIKHARD TUULI	TEAM STYLOBIKE	KALEX		1:47.347	140.2	2
3:41.906	55 YARI MONTELLA	TEAM CIATTI	SPEED UP		1:46.972	140.7	2
5:24.680	18 NIKI RIKHARD TUULI	TEAM STYLOBIKE	KALEX		1:45.442	142.8	3
7:09.684	18 NIKI RIKHARD TUULI	TEAM STYLOBIKE	KALEX		1:45.004	143.4	4
7:11.595	61 ALESSANDRO ZACCONE	PROMORACING	KALEX		1:44.066	144.7	4
7:11.906	4 HECTOR GARZO VICENT	CNS MOTORSPORT	TECH3		1:43.726	145.1	4
8:55.224	4 HECTOR GARZO VICENT	CNS MOTORSPORT	TECH3		1:43.318	145.7	5
10:38.103	4 HECTOR GARZO VICENT	CNS MOTORSPORT	TECH3		1:42.879	146.3	6
10:38.198	61 ALESSANDRO ZACCONE	PROMORACING	KALEX		1:42.836	146.4	6
14:04.082	4 HECTOR GARZO VICENT	CNS MOTORSPORT	TECH3		1:42.734	146.5	8
22:48.167	18 NIKI RIKHARD TUULI	TEAM STYLOBIKE	KALEX		1:42.578	146.8	13
24:30.451	18 NIKI RIKHARD TUULI	TEAM STYLOBIKE	KALEX		1:42.284	147.2	14
31:20.805	57 EDGAR PONS RAMON	BAIKO RACING TEAM	KALEX		1:42.115	147.4	18





MOTO 2

FIM CEV REPSOL CIRCUITO DO ESTORIL 2019

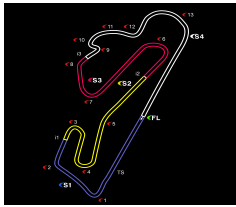
Race 2

Analysis by lap

Lapped

Nr	Lap Time	Gap	Nr	Lap Time	Gap	Nr	Lap Time	Gap	Nr	Lap Time	Gap
9	1:50.054	1:21.118									
29	1:53.714	1 Lap									
33	1:48.915	1:33.961									
24	1:49.653	1:37.746									





MOTO 2

FIM CEV REPSOL CIRCUITO DO ESTORIL 2019

Race 2

Analysis

■ Personal Best ■ Session Best B Crossing the finish line in pit lane

Lap	Time	Sector 1	Sector 2	Sector 3	Sector 4	Elapsed	Lap	Time	Sector 1	Sector 2	Sector 3	Sector 4	Elapsed
11	1:53.739	23.188	27.113	28.370	35.068	21:00.881							
12	1:56.162	23.746	31.281	26.660	34.475	22:57.043							
13	1:51.153	22.967	27.333	26.427	34.426	24:48.196							
14	1:53.463	25.261	27.453	26.234	34.515	26:41.659							
15	1:51.109	22.692	26.880	27.075	34.462	28:32.768							
16	1:52.810	23.253	28.739	26.257	34.561	30:25.578							
17	1:50.148	22.899	26.749	26.163	34.337	32:15.726							

77 MIQUEL PONS PAYERAS SPA						
H43 TEAM NOBBY TALASUR-BLUM/						KALEX
1	1:56.649	28.451	26.982	26.225	34.991	1:56.649
2	1:48.283	22.395	26.415	25.630	33.843	3:44.932
3	1:46.813	21.960	25.869	25.381	33.603	5:31.745
4	1:46.228	21.961	25.846	24.861	33.560	7:17.973
5	2:14.552B	21.992	25.748	28.111	58.701	9:32.525

88 ALESSANDRO ZETTI ITA						
FAU55 EL SENOR DE LAS BOLSAS						YAMAHA
1	2:03.824	30.918	28.879	27.899	36.128	2:03.824
2	1:53.404	23.461	27.506	27.032	35.405	3:57.228
3	1:53.065	23.569	27.245	26.767	35.484	5:50.293
4	1:51.996	23.265	27.109	26.531	35.091	7:42.289
5	1:51.235	23.143	26.892	26.358	34.842	9:33.524
6	1:51.756	22.969	27.049	26.718	35.020	11:25.280
7	1:50.348	23.012	26.748	25.955	34.633	13:15.628
8	1:49.582	22.584	26.739	25.724	34.535	15:05.210
9	1:50.160	22.675	26.925	26.080	34.480	16:55.370
10	1:49.141	22.460	26.481	25.708	34.492	18:44.511
11	1:49.229	22.846	26.407	25.691	34.285	20:33.740
12	1:49.437	22.486	26.341	25.504	35.106	22:23.177
13	1:49.227	22.929	26.460	25.544	34.294	24:12.404
14	1:48.126	22.275	26.289	25.462	34.100	26:00.530
15	1:48.014	22.268	26.160	25.479	34.107	27:48.544
16	1:48.826	22.298	26.258	25.937	34.333	29:37.370
17	1:49.973	22.560	26.921	25.865	34.627	31:27.343

95 MAYER JULIAN AUT						
NYKOS RACING						NYKOS
1	2:02.473	29.789	29.066	27.228	36.390	2:02.473
2	1:52.882	23.479	27.298	26.581	35.524	3:55.355
3	1:51.449	23.144	26.846	26.415	35.044	5:46.804
4	1:50.424	22.810	26.848	25.989	34.777	7:37.228
5	1:49.808	22.653	26.651	25.950	34.554	9:27.036
6	1:49.901	22.533	26.839	26.005	34.524	11:16.937
7	1:49.723	22.796	26.696	26.002	34.229	13:06.660
8	1:49.985	22.694	26.580	25.889	34.822	14:56.645
9	1:49.283	22.541	26.485	25.825	34.432	16:45.928
10	1:49.354	22.562	26.508	25.804	34.480	18:35.282
11	1:48.856	22.462	26.476	25.643	34.275	20:24.138
12	1:48.670	22.360	26.368	25.555	34.387	22:12.808
13	1:50.604	22.516	26.426	27.270	34.392	24:03.412
14	1:49.112	22.468	26.474	25.765	34.405	25:52.524
15	1:49.820	22.442	26.828	26.100	34.450	27:42.344
16	1:48.846	22.564	26.458	25.618	34.206	29:31.190
17	1:51.055	22.367	26.295	26.932	35.461	31:22.245